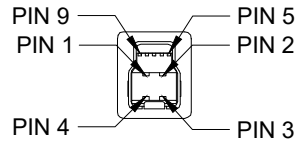


Revision Notes				
APA:	Drawn:	Checked:	Approved:	Date:

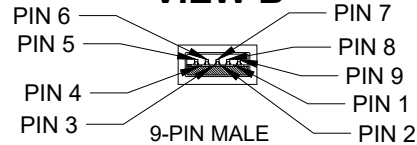
VIEW A



9-PIN MALE MATING FACE

PIN #	WIRE COLOUR	DESCRIPTION
1	RED	+5V
2	WHITE	USB DATA -
3	GREEN	USB DATA +
4	BLACK	GND
5	ORANGE	SS RX -
6	PURPLE	SS RX +
7	N/A	DRAIN GND
8	BLUE	SS TX -
9	YELLOW	SS TX +

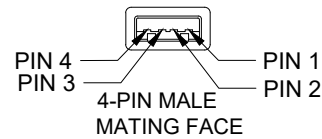
VIEW B



9-PIN MALE MATING FACE

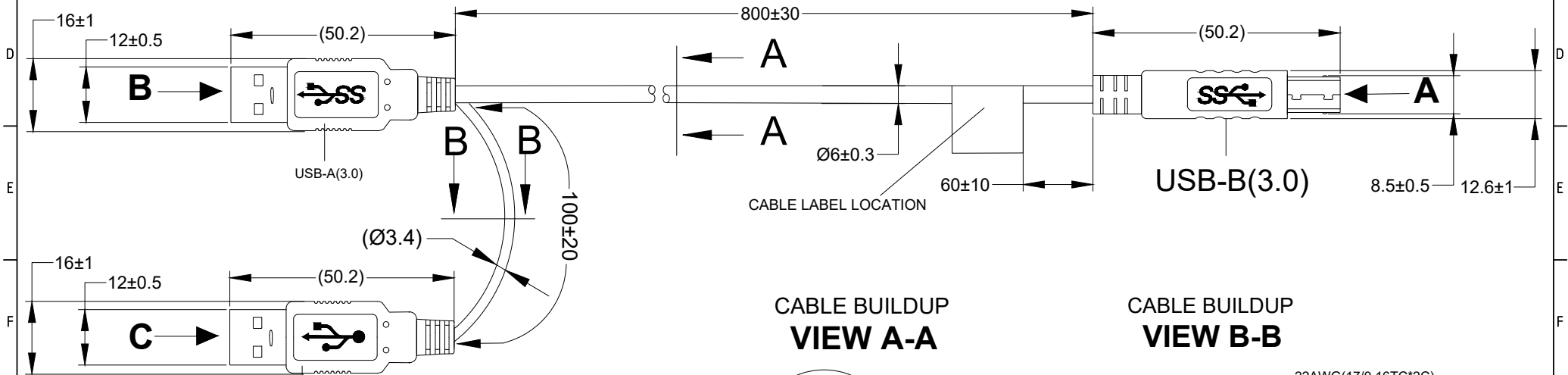
PIN #	WIRE COLOUR	DESCRIPTION
1	RED	+5V
2	WHITE	USB DATA -
3	GREEN	USB DATA +
4	BLACK	GND
5	ORANGE	SS TX -
6	PURPLE	SS TX +
7	N/A	DRAIN GND
8	BLUE	SS RX -
9	YELLOW	SS RX +

VIEW C

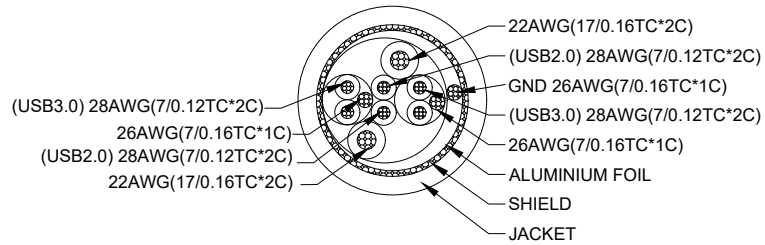


4-PIN MALE MATING FACE

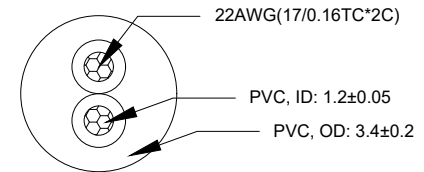
PIN #	WIRE COLOUR	DESCRIPTION
1	RED	+5V
2	N.C	N.C
3	N.C	N.C
4	BLACK	GND



CABLE BUILDUP VIEW A-A



CABLE BUILDUP VIEW B-B



- NOTES:
- REFERENCE INSTRUCTION MANUAL FOR FUNCTIONALITY
 - ANY CUSTOMER MODIFICATION OF THIS PRODUCT CAUSING SUBSEQUENT FAILURE IS NOT A LIABILITY OF BRIGADE ELECTRONICS GROUP PLC.
 - FOR LABEL AND PACKAGING INFORMATION REFER TO MASTER BOM.

PROPRIETARY NOTICE
 THIS DESIGN AND TECHNICAL INFORMATION APPEARING ON THIS DRAWING IS THE PROPERTY OF BRIGADE ELECTRONICS, AND IS DISCLOSED IN CONFIDENCE. IT IS NOT TO BE COPIED, REPRODUCED, REVEALED TO OR EXPROPRIATED BY OTHERS, EITHER IN WHOLE OR IN PART WITHOUT THE EXPRESS WRITTEN CONSENT OF BRIGADE ELECTRONICS.



Assembly PI Approval SOFIA ZHANG	Approved by B. JOHN	Checked by R. BATES	Released 30/03/17	Drawn by L.PILLAY
Angle of Projection	Units mm	Scale N/A	Released 30/03/17	Assembly Ref -
Third Angle	Status RELEASED	MDR-USB-B-02		
	Part No 5195	BE-003482-00-16		